



## AVK Y-STRAINER, PN 16

Series 910/21-00X

The Y-strainers are installed in water systems to filter out pebbles and other impurities that could damage the equipment. They are designed with focus on easy maintenance and low head loss.

### Product description:

Y-strainer with SS screen

### Standards:

- Face-to-face dimension according to EN 558 Table 2
- Standard flange drilling to EN1092-2 (ISO 7005-2), PN 10/16

### Test/Approvals:

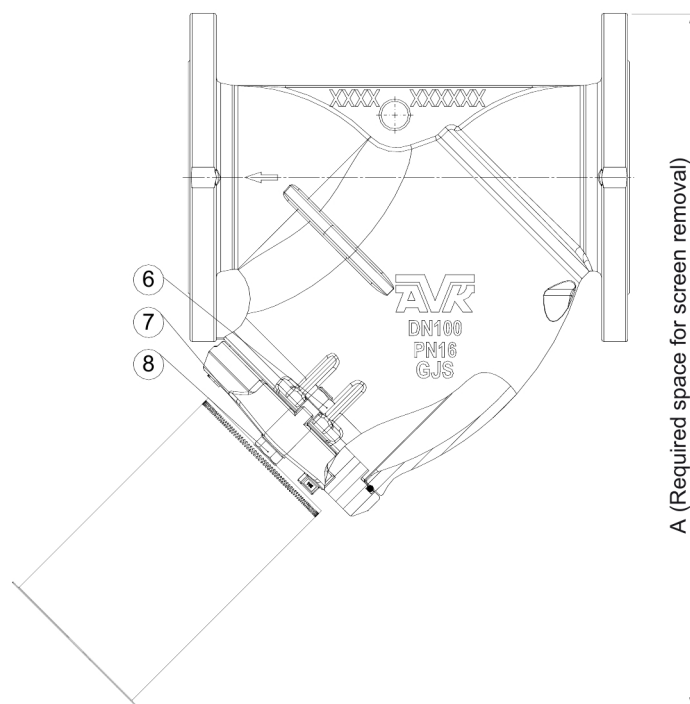
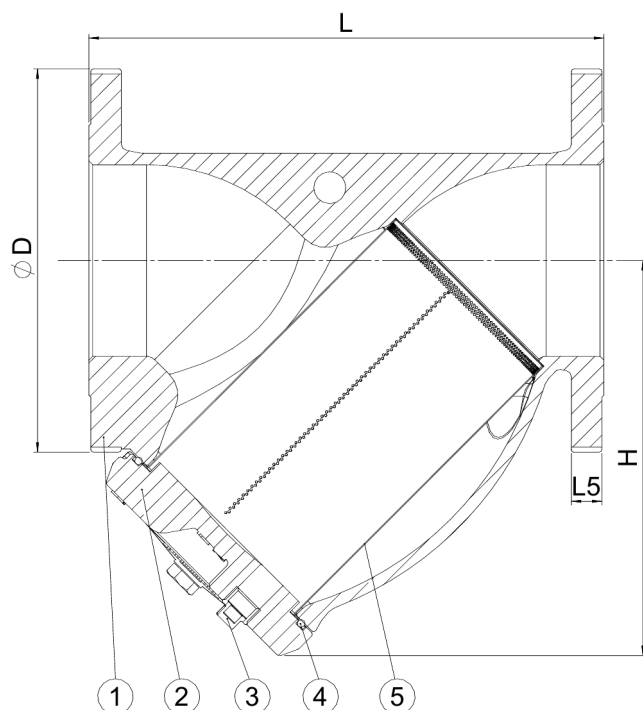
- Hydraulic pressure tested to 1.5 X PN
- Approved according to ACS-France
- Belgaqua approved material

### Features:

- Short face to face: DN 50-150 to EN 558 ser. 4, DN 200-300 to ser. 7
- The position of the drain plug enables full drainage without removing the lid
- Quick removal of lid for maintenance
- Lifting eye from DN 100 for easy handling
- Nuts are fixed in cast slots to prevent corrosion of threads
- Screen of stainless steel in robust one-piece design
- Drinking water approved EPDM O-ring
- Fusion bonded epoxy coating according to DIN 30677-2, GSK approved
- Optional pressure transmitter ports for measuring differential pressure
- Body marking is AVK DNXXX PN16 GJS



Expect ... **AVK**



**Component list:**

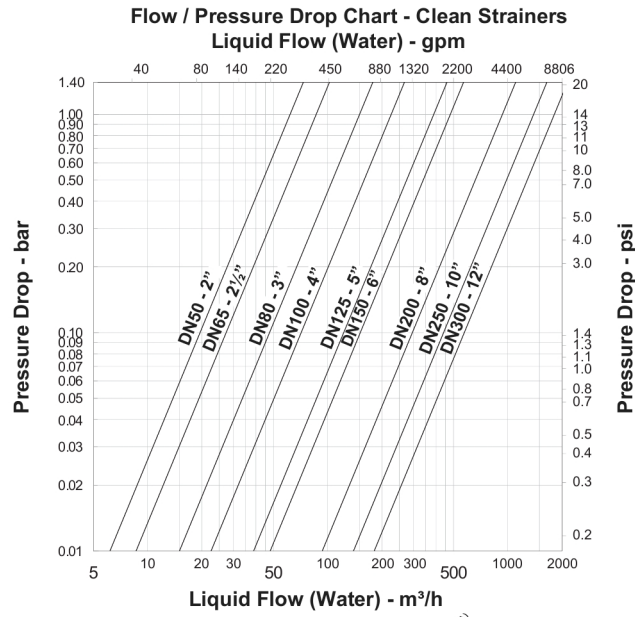
1. Body	Ductile iron GJS-450-10	5. Screen	Stainless steel A4
2. Lid	Ductile iron GJS-450-10	6. Nut	Stainless steel A2
3. Drain plug	Stainless steel A2	7. Washer	Stainless steel A2
4. O-ring	EPDM rubber	8. Bolt	Stainless steel A2

**Reference nos. and dimensions:**

AVK ref. no.	DN mm	Flange drilling	L mm	D mm	L5 mm	H mm	A mm	R	Thread	Theoretical weight/kg
910-0050-21-031120004	50	PN10/16	216	165	19	128	291	3.481	1/2"	8.3
910-0065-21-031120004	65	PN10/16	241	185	19	161	353	3.396	1/2"	11
910-0080-21-031120004	80	PN10/16	283	200	19	191	411	3.341	1/2"	14
910-0100-21-031120004	100	PN10/16	305	230	19	234	499	3.293	1/2"	18
910-0125-21-031120004	125	PN10/16	381	250	19	260	554	3.262	3/4"	26
910-0150-21-031120004	150	PN10/16	403	285	19	310	645	3.343	3/4"	35
910-0200-21-031120004	200	PN16	521	340	20	402	831	3.343	3/4"	60
910-0200-21-331120004	200	PN10	521	340	20	402	831	3.343	3/4"	60
910-0250-21-031120004	250	PN16	635	405	22	484	996	3.121	1"	97
910-0250-21-331120004	250	PN10	635	405	22	484	996	3.121	1"	97
910-0300-21-031120004	300	PN16	749	485	24.5	576	1178	3.125	1"	142
910-0300-21-331120004	300	PN10	749	485	24.5	576	1178	3.125	1"	142

**Comments:**

Open area ratio, R: Sum of open area in the screen divided by area of the bore in nominal pipe diameter.  
Thread refers to item 3, drain plug



**Standard strainer screen**

DN50-100	Mesh aperture : 1.5mm (MA) Mesh thickness : 0.8mm
DN125-150	Mesh aperture : 2mm Mesh thickness : 0.8mm
DN200	Mesh aperture : 2.5mm Mesh thickness : 1mm
DN250-300	Mesh aperture : 2.7mm Mesh thickness : 1.2mm

