


SHHH... SHHH...  
**SHOCK-  
PROOF  
PIPING  
SYSTEMS**

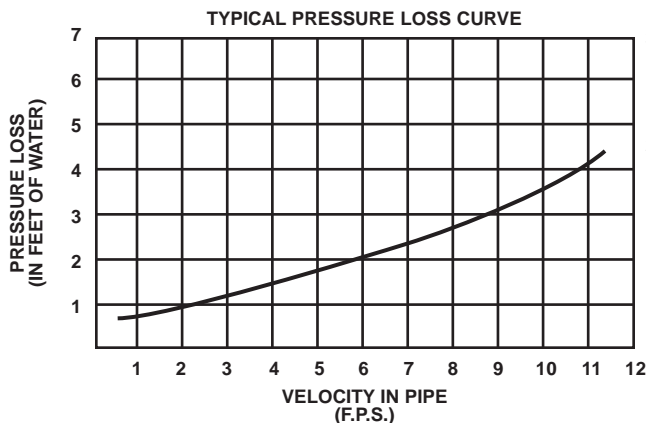


1800 SERIES

with **VAL-MATIC®** GLOBE STYLE  
**Silent Check Valves**

Designed and engineered for Silent operation with Low head loss. Specially designed spring controls the closure of Val-Matic Silent Check Valves . . . closing valve disc in advance of flow reversal, thereby preventing water hammer and damaging shock normally associated with valve shut-off.

Tear-Drop Contour **allows** streamline flow and combined with greater than Pipe Size Area of Inner Body **assures** minimal pressure drop.



NOTE: For specific valve size pressure loss curve . . . see drwg. No. 1404.

**VAL-MATIC SILENT CHECK VALVES ARE ENGINEERED FOR SILENT OPERATION / LOW HEAD LOSS *Plus...***

- Double guided disc
- Large bearing surfaces
- Easily Replaceable Parts
- Functions Equally Well in All Positions
- Replaceable bronze bushing
- Drop-Tight Seating
- Cast Iron Body / Bronze or Stainless Steel Trim
- Mate-ability . . . Sizes 3" thru 10" valves mate to Wafer style butterfly valves without the use of spool pieces or any other adaptors.

**NOTE:**

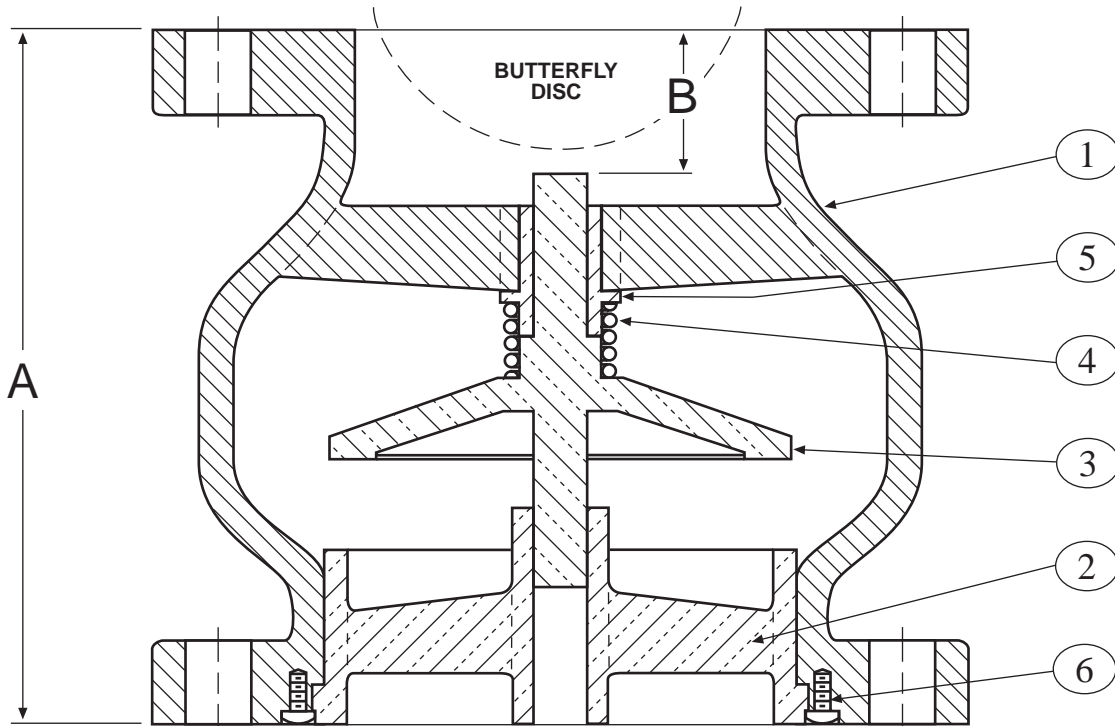
1. Val-Matic 1800 Series Globe-Style Silent Check Valves Are Intended for Liquid Service Only. For other service or materials of construction, consult factory.
2. Wafer Style Valves Also Available in 2" through 10" . . . See Val-Matic Bulletin 1400.



VAL-MATIC® VALVE AND MANUFACTURING CORP.

905 RIVERSIDE DRIVE ■ ELMHURST, IL 60126  
PHONE (630)941-7600 ■ FAX (630)941-8042

**NOTE:** Valve sizes 3" thru 10" will mate up to wafer style butterfly valves without the use of spool pieces or other adaptors. (See "B" dimension for allowable clearance).



**Factory Mutual System**

\*Approved

PART NO.	NAME	MATERIAL
1	BODY	CAST IRON
2	SEAT	BRONZE
3	PLUG	BRONZE
4	SPRING	STAINLESS STEEL
5	BUSHING	BRONZE
6	SCREW	STAINLESS STEEL

FLANGE DIMENSIONS CONFORM TO ANSI STANDARDS.

ANSI CLASS 125				
Size	Model No.	Weight Lbs.	A	B
* 2-1/2	1825	24	5-1/2	1
* 3	1803	29	6	1-3/8
* 4	1804	42	7-1/4	1-3/4
* 5	1805	52	8-1/2	2
* 6	1806	73	9-3/4	2-1/2
* 8	1808	126	12-1/2	3-1/4
* 10	1810	205	15-1/2	4-1/4
* 12	1812	306	14-1/4	Not Applicable
14	1814	380	15-3/4	Not Applicable
16	1816	501	17-5/8	Not Applicable
18	1818	724	18-3/4	Not Applicable
20	1820	890	20-5/8	Not Applicable
24	1824	1220	24	Not Applicable
30	1830	2000	29-1/4	Not Applicable
36	1836	4421	45	Not Applicable
42	1842	7203	50	Not Applicable

ANSI CLASS 250				
Size	Model No.	Weight Lbs.	A	B
2-1/2	1875	30	5-1/2	1
3	1853	36	6	1-3/8
4	1854	59	7-1/4	1-3/4
5	1855	78	8-1/2	2
6	1856	103	9-3/4	2-1/2
8	1858	179	12-1/2	3-1/4
10	1860	253	15-1/2	4-1/4
12	1862	401	14-1/4	Not Applicable
14	1864	511	15-3/4	Not Applicable
16	1866	697	17-5/8	Not Applicable
18	1868	959	18-3/4	Not Applicable
20	1870	1180	20-5/8	Not Applicable
24	1874	1680	24	Not Applicable
30	1880	2375	29-1/4	Not Applicable
36	1886	5511	45	Not Applicable
42	1892	8663	50	Not Applicable

**NOTE:** 1) Refer to drawing SS120 for pressure and temperature limitations.  
2) Additional materials and pressure classifications available.

**VAL-MATIC®**

VAL-MATIC VALVE AND MANUFACTURING CORP.  
905 RIVERSIDE DRIVE • ELMHURST, IL 60126  
630/941-7600 • FAX: 630/941-8042  
Copyright © 1987 Val-Matic Valve and Mfg. Corp.

DISTRIBUTED BY

PRINTED IN U.S.A.